











## CSK 2016 / SKM 2016

### X30 Junior

#### Essais Libres Officiels / Offiziellen Training

#### Classement de la séance / Klassement Wettkampf / Session

Clt	N°	Pilote Pilot	Nat	Nat	Meilleur S1	Meilleur S2	Meilleur S3	Temps idéal	Temps	Ecart	Tour	Vitesse
1	7	MÜLLER Mike	SUI		17.326	13.467	19.539	50.332	<b>50.359</b>		11	89,78
2	28	LUYET Samuel	SUI		17.291	13.471	19.468	50.230	<b>50.398</b>	+0.039	8	89,71
3	57	KUWABARA-WAGG Julian	SUI		17.330	13.429	19.652	50.411	<b>50.515</b>	+0.156	12	89,51
4	6	WIGGER Elias	SUI		17.343	13.558	19.658	50.559	<b>50.664</b>	+0.305	12	89,24
5	13	MESSMER Silvano	SUI		17.454	13.615	19.793	50.862	<b>50.862</b>	+0.503	12	88,89
6	118	MOSER Timo	SUI		17.589	13.589	19.839	51.017	<b>51.058</b>	+0.699	12	88,55
7	11	MOCCIA Savio	SUI		17.552	13.658	19.887	51.097	<b>51.097</b>	+0.738	9	88,49
8	27	BORN Miklas	SUI		17.731	13.619	19.759	51.109	<b>51.151</b>	+0.792	10	88,39
9	77	DI PRIMA Livio	SUI		17.760	13.901	20.161	51.822	<b>51.856</b>	+1.497	11	87,19
10	20	MONNIER Cyril	SUI		17.726	13.899	20.256	51.881	<b>51.908</b>	+1.549	9	87,10

Sous réserve du contrôle technique ou de fait sportif

Le Chronométrage



Affiché à

Le Directeur de course

## CSK 2016 / SKM 2016

X30 Junior

Essais Libres Officiels / Offizielles Training

Historique / Rundenzeiten

Tour Secteur 1 Secteur 2 Secteur 3 Temps

### 6 WIGGER Elias

START				
1		15.801	22.314	
2	19.268	14.427	20.602	54.297
3	18.247	14.027	20.201	52.475
4	17.935	13.958	20.079	51.972
5	17.709	13.797	19.913	51.419
6	17.632	13.674	19.721	51.027
7	17.558	13.631	19.859	51.048
8	17.932	13.628	19.766	51.326
9	17.522	13.587	19.731	50.840
10	17.499	13.643	19.658	50.800
11	17.515	13.558	19.740	50.813
FINISH				
12	17.343	13.617	19.704	50.664

### 7 MÜLLER Mike

START				
1		15.330	21.972	
2	18.574	14.085	20.423	53.082
3	18.069	13.764	20.063	51.896
4	17.685	13.690	19.756	51.131
5	17.509	13.589	19.605	50.703
6	17.401	13.616	19.632	50.649
7	17.344	13.490	19.613	50.447
8	17.519	13.486	19.596	50.601
9	17.444	13.661	19.587	50.692
10	17.387	13.660	19.637	50.684
11	17.326	13.467	19.566	50.359
FINISH				
12	17.395	13.490	19.539	50.424

### 11 MOCCIA Savio

START				
1		16.823	22.726	
2	19.785	14.863	20.806	55.454
3	18.337	14.102	20.360	52.799
4	17.965	13.827	20.054	51.846
5	17.697	14.034	19.971	51.702

Tour Secteur 1 Secteur 2 Secteur 3 Temps

6	17.668	15.130	21.906	54.704
7	18.516	13.784	20.030	52.330
8	17.579	13.717	19.903	51.199
9	17.552	13.658	19.887	51.097
10	17.590	13.739	19.905	51.234
FINISH				

### 13 MESSMER Silvano

START				
1		16.053	22.203	
2	19.861	14.425	20.761	55.047
3	18.221	14.022	20.215	52.458
4	17.977	13.845	20.099	51.921
5	17.648	13.710	20.034	51.392
6	17.651	14.258	19.986	51.895
7	17.807	13.704	19.971	51.482
8	18.397	13.838	20.048	52.283
9	17.706	13.765	19.870	51.341
10	17.690	14.302	20.051	52.043
11	17.580	13.714	19.909	51.203
FINISH				
12	17.454	13.615	19.793	50.862

### 20 MONNIER Cyril

START				
1		15.724	22.049	
2	18.974	14.408	20.853	54.235
3	18.356	14.143	20.649	53.148
4	18.207	14.155	20.733	53.095
5	18.452	14.085	20.596	53.133
6	18.042	14.108	20.265	52.415
7	17.961	13.987	20.310	52.258
8	17.801	14.079	20.446	52.326
9	17.726	13.899	20.283	51.908
10	17.802	13.988	20.288	52.078
11	18.044	13.950	20.296	52.290
FINISH				
12	17.838	13.911	20.256	52.005

CSK 2016 / SKM 2016

X30 Junior

Essais Libres Officiels / Offizielles Training

Historique / Rundenzeiten

Tour	Secteur 1	Secteur 2	Secteur 3	Temps
<b>27 BORN Miklas</b>				
START				
1		15.581	22.070	
2	19.192	14.347	20.645	54.184
3	18.133	13.951	20.325	52.409
4	17.986	14.013	20.143	52.142
5	17.949	13.935	20.200	52.084
6	17.818	13.787	20.023	51.628
7	18.037	13.883	20.099	52.019
8	17.757	13.749	19.991	51.497
9	17.972	14.552	19.979	52.503
10	17.736	13.619	19.796	51.151
11	17.731	14.613	19.958	52.302
FINISH				
12	17.740	13.739	19.759	51.238

Tour	Secteur 1	Secteur 2	Secteur 3	Temps
<b>77 DI PRIMA Livio</b>				
START				
1		16.196	22.977	
2	19.266	14.627	20.896	54.789
3	18.371	14.241	21.086	53.698
4	18.017	14.375	20.378	52.770
5	17.883	13.979	20.310	52.172
6	17.850	13.901	20.233	51.984
7	17.880	14.260	20.488	52.628
8	17.955	13.956	20.239	52.150
9	17.904	14.036	20.307	52.247
10	17.920	14.020	20.291	52.231
11	17.760	13.935	20.161	51.856
FINISH				
12	17.863	13.999	20.319	52.181

Tour	Secteur 1	Secteur 2	Secteur 3	Temps
<b>28 LUYET Samuel</b>				
START				
1		15.885	21.861	
2	19.227	14.212	20.720	54.159
3	17.998	14.215	20.237	52.450
4	17.807	13.647	19.968	51.422
5	17.826	13.566	19.686	51.078
6	17.573	13.756	19.665	50.994
7	17.291	13.471	19.809	50.571
8	17.442	13.488	19.468	50.398
9	17.426	13.568	19.723	50.717
10	17.505	13.540	19.663	50.708
11	17.463	13.610	19.718	50.791
FINISH				
12	17.352	13.590	19.821	50.763

Tour	Secteur 1	Secteur 2	Secteur 3	Temps
<b>118 MOSER Timo</b>				
START				
1		16.168	22.099	
2	19.313	14.263	20.590	54.166
3	18.147	14.134	20.234	52.515
4	17.804	13.661	20.011	51.476
5	18.345	13.727	19.968	52.040
6	17.602	13.757	19.865	51.224
7	17.719	13.589	19.921	51.229
8	18.582	13.671	20.111	52.364
9	17.771	13.704	19.886	51.361
10	17.653	13.856	19.839	51.348
11	17.652	13.696	19.865	51.213
FINISH				
12	17.589	13.627	19.842	51.058

Tour	Secteur 1	Secteur 2	Secteur 3	Temps
<b>57 KUWABARA-WAGG Julian</b>				
START				
1		15.952	21.494	
2	19.069	14.211	21.468	54.748
3	18.094	13.863	20.340	52.297
4	17.990	13.847	19.976	51.813
5	17.522	13.591	19.931	51.044
6	17.599	13.576	20.044	51.219
7	17.591	13.526	20.008	51.125
8	17.649	13.508	19.702	50.859
9	17.531	13.515	19.686	50.732
10	17.330	13.501	19.777	50.608
11	17.657	14.077	19.652	51.386
FINISH				
12	17.411	13.429	19.675	50.515

Partner SKM 2016

